




## Purisaf Water Purification Tablets

DESCRIPTION	Product No: PN557
<p>Purisaf Drinking Water Purification Tablets. Make Water Safer to Drink FAST.</p> <p>Each Tablet gives 1,000 parts per million (ppm) available chlorine per litre of water.</p>	 
FEATURES & BENEFITS	<p>Pack Sizes: Unit: 200 Tablets per pot   Case: 6 x 200 tablets</p>
<ul style="list-style-type: none"> <li>• Accurate and Easy Dosing, Versatile and Fast Acting for use in:             <ul style="list-style-type: none"> <li>○ Water Towers and Wells</li> <li>○ Camping, Caravanning &amp; Boating</li> <li>○ Emergency Purification - Disaster Relief</li> <li>○ Spring Water and Storage Bowsers</li> <li>○ Spring Boxes or Silt Traps</li> </ul> </li> </ul>	
TECHNICAL	<h3>PRODUCT INFORMATION</h3>
<p><b>Contains:</b> 1.67g NaDCC.</p> <p><b>Tablet Diameter:</b> 18mm.</p> <p><b>Chemical Family:</b> Chlorinated S Triazine Trione</p>	<p><b>Appearance:</b> White Flat Bevelled tablet</p> <p><b>Odour:</b> Characteristic chlorine odour</p> <p><b>Oxidising:</b> Non-oxidising (by EC criteria)</p> <p><b>Solubility:</b> Fast dissolving pH: 1 tablet per litre of water: 6 - 6.5</p> <p><b>Place of Manufacture:</b> UK</p> <p><b>Export tariff:</b> 3808 9420</p> <p><b>UFI:</b> HTH1-804M-G00C-HYP4</p>
DIRECTIONS	
<p><b>General Water Purification</b></p> <ul style="list-style-type: none"> <li>▪ To make water safe to drink, always refer to local guidelines. Depending on the level of bacterial and contamination, a wide range of dosing strengths and/or filtration may be required: <b>As a general guide:</b> <ul style="list-style-type: none"> <li>○ <b>Low Risk areas</b> - 2 ppm or (2 mg/L) and generally 10 minutes contact time minimum</li> <li>○ <b>Medium Risk areas</b> - 4-5 ppm or (4-5mg/L) 10 minutes minimum</li> <li>○ <b>High Risk areas</b> - 10-20 ppm (10-20mg/L) with extended contact times of up to 20 minutes</li> </ul> </li> <li>• It is important to test the water after treatment, especially as the risk increases. This can be done with simple test strips which measure in 0, 1, 3, 5 &amp; 10ppm bands using a colour coded reagent test (use PN944 4-way test strips)</li> </ul>	

- **Well Water – new or contaminated**
  - Make up 25 tablets in 25 Litre solution (1,000 ppm /L or 1000 mg/L or 0.1% Solution)
  - Pour half into the well, operate pump until Chlorine is detected in the water pumped out.
  - Stop pumping and add remainder of solution to well.
  - Leave for minimum of one hour.
  - Pump again for a few minutes, ensuring all domestic taps are open.
  - Check for Chlorine smell at each tap, then turn off.
  - Wait 12 hours, pump treated water to waste before checking for a minimum of 2mg/litre (2ppm chlorine/Litre)
  - Refill the system with potable water.
  
- **Spring Boxes or Silt Traps**
  - Make up 25 tablets in 25 Litre solution.
  - Using half the solution thoroughly scrub inside walls with the Chlorine solution paying particular attention to the highest and lowest water line levels.
  - Pour remaining half of the solution into the Box/Trap.
  - If there is a pump, repeat steps 4 to 8 (see Well Water Instruction above).
  - Chlorine odour can linger and this may take a few days to disappear.
  
- **Important Note:**

Always test for residual Chlorine smell or Chlorine reading before drinking. If no residual Chlorine smell, retreat. Ground water will invariably be cleaner than surface water. When treated at high concentrations of chlorine, it can take up to a week for the residual chlorine smell to disappear. Water treated with Purisaf is not recommended for permanent water treatment for humans.
  
- **Water Source Conditions to be aware of:**
  - Faecal contamination is VERY DANGEROUS – avoid if suspected.
  - Industrial pollution – avoid if suspected.
  - Foul smelling water – possible algae contamination. Filter if possible.
  - Turbidity – if Turbidity measures NTU 5 or above then water must be filtered.



**Always read the label and product information before use.**

---